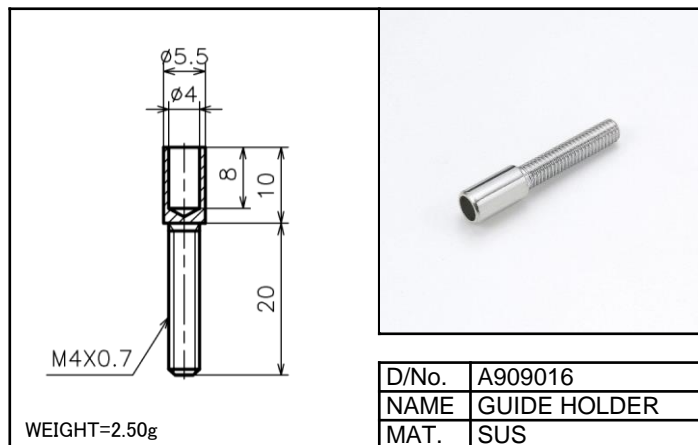


Technical drawing of Guide Holder A012035 showing dimensions: outer diameter  $\phi 4.5$ , inner diameter  $\phi 3$ , thread length 5, total length 7, and overall length 20. The thread is M3X0.5.

D/No.	A012035
NAME	GUIDE HOLDER
MAT.	SUS

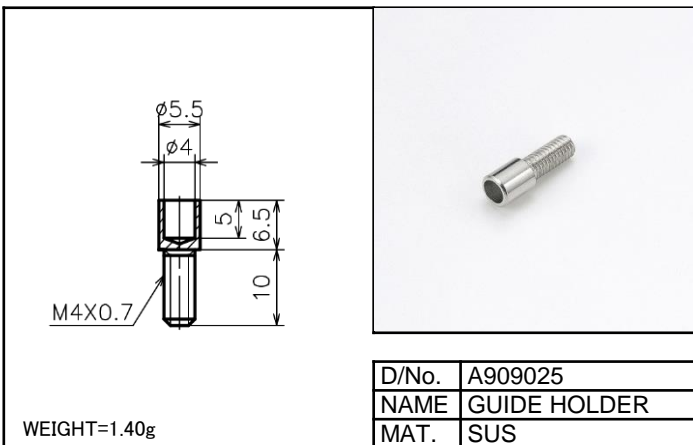
WEIGHT=1.40g



Technical drawing of Guide Holder A909016 showing dimensions: outer diameter  $\phi 5.5$ , inner diameter  $\phi 4$ , thread length 8, total length 10, and overall length 20. The thread is M4X0.7.

D/No.	A909016
NAME	GUIDE HOLDER
MAT.	SUS

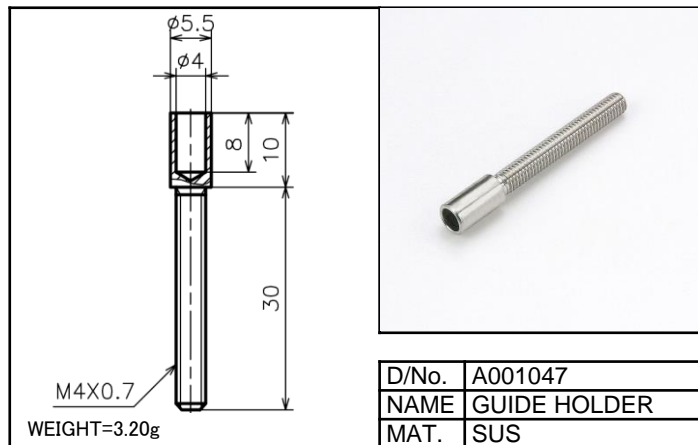
WEIGHT=2.50g



Technical drawing of Guide Holder A909025 showing dimensions: outer diameter  $\phi 5.5$ , inner diameter  $\phi 4$ , thread length 5, total length 6.5, and overall length 10. The thread is M4X0.7.

D/No.	A909025
NAME	GUIDE HOLDER
MAT.	SUS

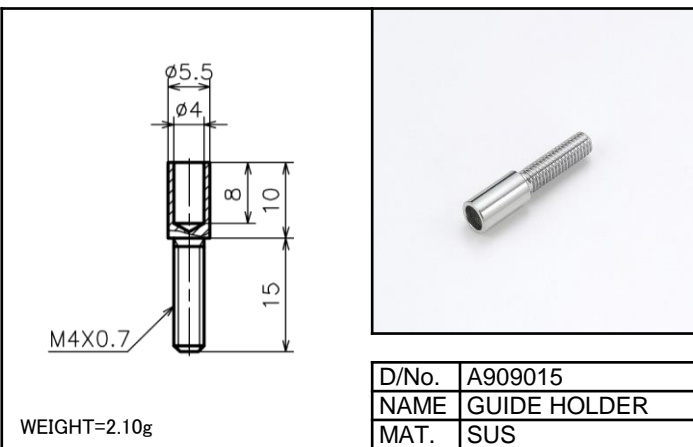
WEIGHT=1.40g



Technical drawing of Guide Holder A001047 showing dimensions: outer diameter  $\phi 5.5$ , inner diameter  $\phi 4$ , thread length 8, total length 10, and overall length 30. The thread is M4X0.7.

D/No.	A001047
NAME	GUIDE HOLDER
MAT.	SUS

WEIGHT=3.20g



Technical drawing of Guide Holder A909015 showing dimensions: outer diameter  $\phi 5.5$ , inner diameter  $\phi 4$ , thread length 8, total length 10, and overall length 15. The thread is M4X0.7.

D/No.	A909015
NAME	GUIDE HOLDER
MAT.	SUS

WEIGHT=2.10g